


T-14 Gourd Hanging Arms Mounting Instructions



Parts List



<u>Quantity</u>	<u>Description</u>
2	gourd arms
8	stainless steel hitch pins
8	stainless steel carriage bolts
8	1/4" stainless steel nuts

Thank you for purchasing this product from the Purple Martin Conservation Association (PMCA). We're glad to have you as a partner in martin conservation. Your purchase helps support the education, conservation and research projects of the PMCA, a non-profit organization. We hope this product will give you many years of use!

These gourd hanging arms are designed for hanging four gourds from your T-14 martin house.



Before you begin:


If using these arms with horizontally hung gourds, such as the Troyer Horizontal gourd or natural gourds hung horizontally, attach the arms as shown in Photos 1, 3 and 6, with the ends of the arms pointing outward. If using with vertically hung gourds, attach arms as shown in Photos 2 and 4, with the arms pointing inward.



Mounting Instructions:

1. Place arm against bottom section of T-14 and center, as shown in Photos 3 and 4. With a pencil, mark where holes are to be drilled. Set arm aside.






2. Drill the first hole using a ¼" drill bit. Place the arm under the T-14, lining up the hole in the house with the hole on the bracket of the arm. Insert carriage bolt from *inside* the bottom compartment of the T-14 section. Attach ¼" nut on the outside and tighten (see Photos 5 and 6). Drill next hole, insert bolt and tighten nut. Repeat until all four bolts are attached. The round head of the carriage bolts will not interfere with insertion of nest trays or insert traps, as shown in Photo 5.

3. Repeat above steps for the T-14 section opposite the section just completed.

4. Attach gourds by sliding gourds onto arms. Secure with the hitch pins.



Purple Martin Conservation Association • 301 Peninsula Drive, Suite 6 • Erie, PA 16505
814-833-7656 (phone) • 814-833-2451 (fax) • www.purplemartin.org • info@purplemartin.org